

THE WOODSIDE PARK GARDEN SUBURB LTD.

ALEXANDRA GROVE

FINCHLEY, N.12
Telephone FINCHLEY 4183

ARCHITECTS OFFICE

In a small building on the right of the entrance to Woodside Park Garden Suburb is the Architect's office, and it is here that you can come for advice and consultation in all matters of construction and design. Our Architect will be only too glad to help you, not only on these matters, but also regarding interior decoration and furnishing.

Should you want any special feature included in your house or a particular plan carried out, he will be glad to assist about the details.

The great advantage of building a house on our Estate which embodies your own ideas is that you are enabled to purchase it on exactly the same terms as our other houses. There are no architect's fees and all that is necessary is a 10 per cent. deposit of the total price and the payment of the remainder can be arranged by a mortgage.

HOW TO PURCHASE

The procedure for buying one of our houses is simplicity itself.

An initial deposit of five pounds secures your option to purchase and you sign a preliminary contract pending the payment of a required 10 per cent. of the total purchase price, which is arranged to suit your convenience.

Our Sales Staff pass on all your suggestions to our well-equipped Legal department who will make all further arrangements.



SERVICE

Every effort has been made to provide facilities for house purchasers and for those who come to view the Estate.

Our fully competent Sales Staff is at your service every day until dusk, including week-ends, to give assistance and answer any enquiry ; our Saloon Cars will fetch you from anywhere in London. Just telephone Finchley 4182.

Every assistance is given to the purchaser when choosing decorations ; fire-places, exterior and interior paintwork and wallpapers, etc., and our experienced staff will gladly advise you on your particular colour scheme. External supervision of any building is welcomed and the Works Manager can be consulted on constructional details.

We have our own legal department and solicitors, who are always prepared to give advice and answer any questions. They will also arrange mortgages, conveyances, etc. All road and legal expenses, stamp duties and survey fees are paid by the Estate.

SERVICE AFTER PURCHASE

After you are settled in your new home, all our staff are still at your service for advice and help. All stair treads and risers are painted after the furniture has been moved in, as otherwise the paint-work might be spoiled.

Doors are re-swung to suit the material you have chosen to cover your floors ; and any small details which may go wrong during the first few months or so—in the plumbing or fittings, will of course, be repaired free of all charge.

We are always ready to give any advice you may need about the layout of your garden or in such matters as the buying of gas or electrical equipment.

Each in his own sphere, all our staff are prepared to help you ; the architect and works manager concerning decoration, constructional details and fittings, and the sales manager and legal department about other matters. If you want to know the best shops and wholesale merchants, we can provide any information. In fact, we shall be trying all the time to make your life at Woodside Park Garden Suburb a happy one.

ESSENTIAL SERVICES

ELECTRICITY

is supplied by the Hendon Electric Supply Company on a voltage of 240 A.C. (50 cycles). For Domestic Supply the cost is 3¼d. a unit. Power is supplied at 2½d. a unit for the first 120 units, and afterwards at two-thirds of a penny a unit. Alternatively, consumers can pay a fixed rate, approximately 9/6 per quarter Summer, and 19/- Winter—plus two-thirds of a penny a unit on all current consumed for power or for lighting.

GAS

is supplied by the North Middlesex Gas Company at 3/11 per 1,000 cubic feet.

WATER

is supplied by the Colne Valley Company, Aldenham Road, Watford, and costs 7% of rateable value up to £40 assessment, 6½% of rateable value up to £60.

RATES

Only 9/4 in the £.

EXCELLENT SHOPPING FACILITIES

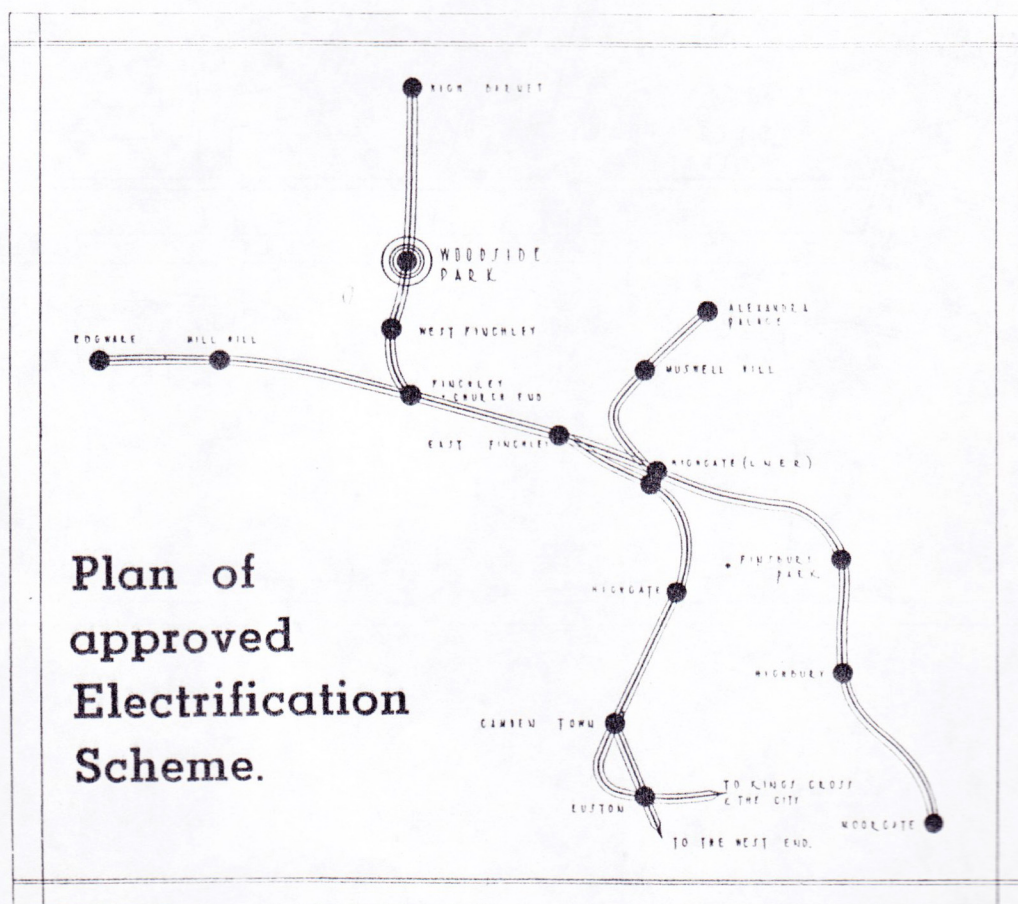
TRAVEL FACILITIES

There is already an extremely good service of trains from Woodside Park Station to King's Cross, Finsbury Park, Aldersgate, Liverpool Street and Moorgate, while a few minutes away by bus is Golder's Green Tube Station on the Edgware to Morden line, but when the North London Electrification and tube extension scheme is completed the facilities will be further increased.

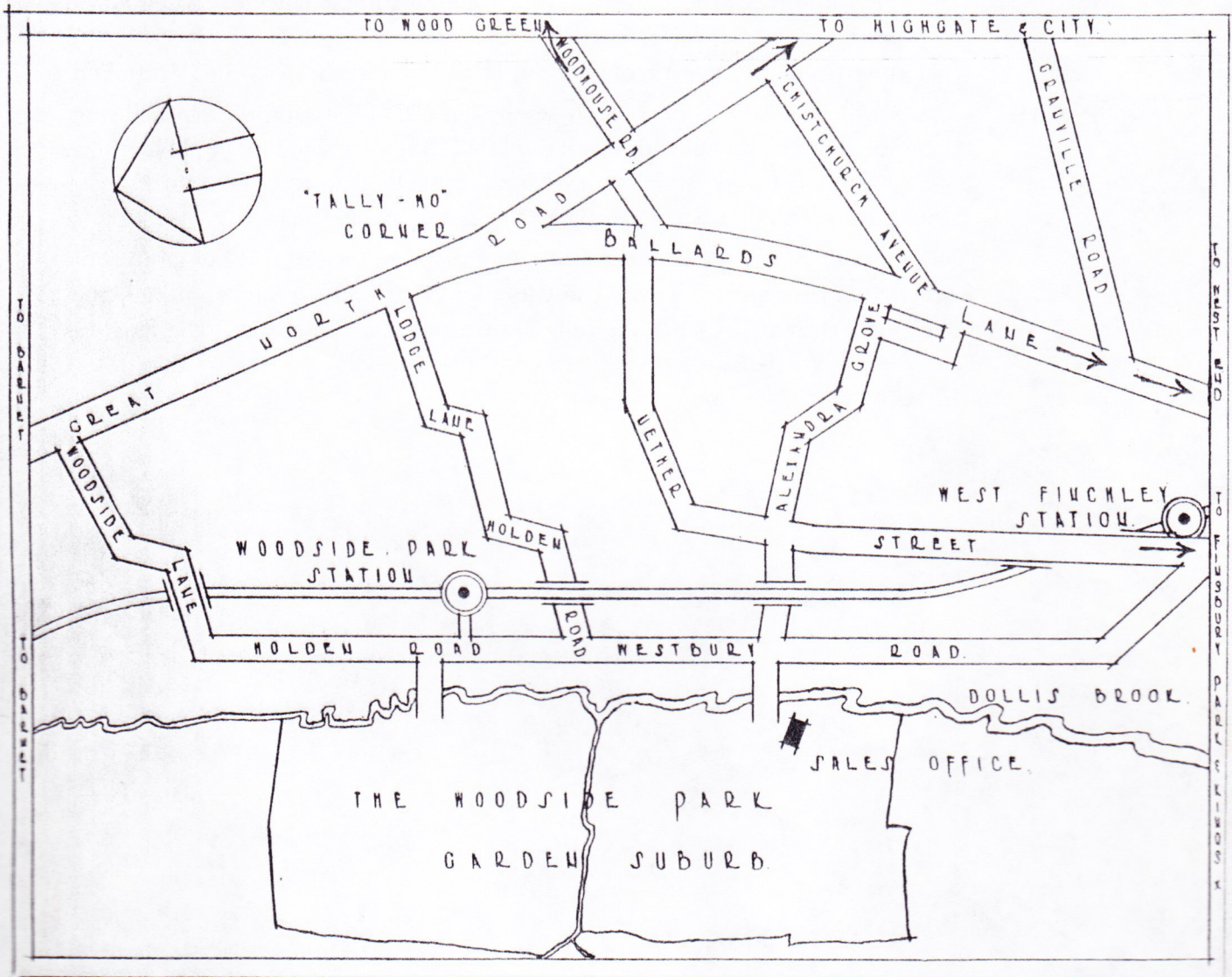
The Highgate line of the tube is to be extended to East Finchley, when it will join the L.N.E.R. Edgware, High Barnet lines ; these will be electrified so that tube trains can run through from both lines to the City and West End.

There will be a new tube station at Highgate L.N.E.R. station. In addition, a connection is to be built between the L.N.E.R. electrified lines and Northern—City Tube Railway at Finsbury Park to enable trains to run through to Moorgate from Edgware, High Barnet and Alexandra Palace.

The number of trolley buses is also going to be increased. These alterations will enable residents to get to the City and West End even more rapidly and pleasantly than at present. At Tally Ho Corner, the junction of the Finchley and Great North Roads, there is a continual service of buses to all parts of Central and Outer London.



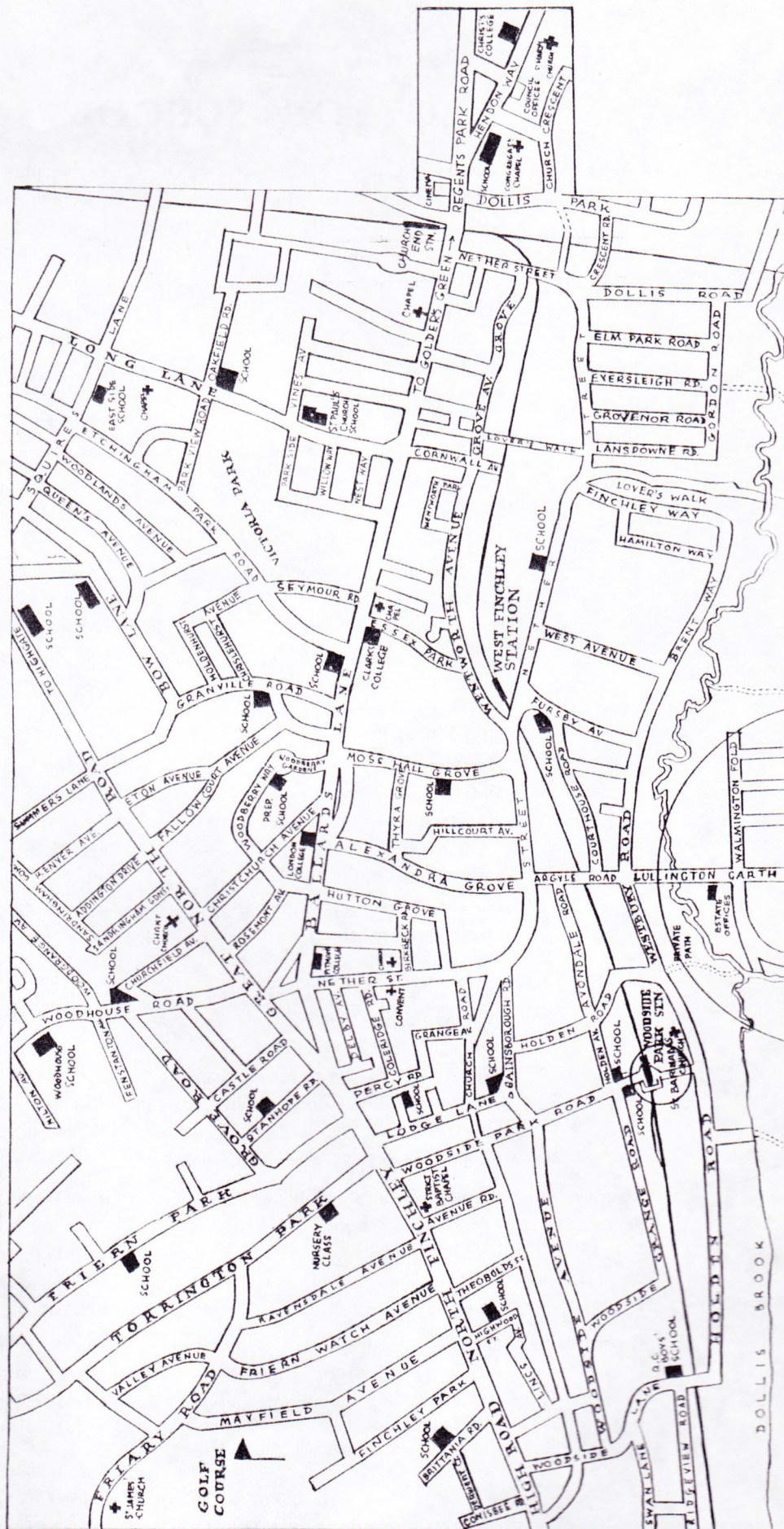
DIRECTIONAL PLAN



LIST OF SCHOOLS

Council	Long Lane Council School	East Finchley.
	North Road Council School	East Finchley.
	Squires Lane Council School	Church End.
	North Side Council School	Albert Street, N.12
	Christ Church Council School	Stanhope Road, N.12
	St. Mary's Council School	Church End.
	St. John's Council School	Britannia Road, N.12
	Catholic School	Bow Lane, N.12
	All Saints' Church School	Oakleigh Road
	All Saints' Infants School	Oakleigh Road
Private	St. James' Church School	Friern Lane.
	Comrie House	Friern Park, N.12
	Convent of Marie Auxiliatrice	Manor House, N.3
	16, Durham Road	N.2
	East Finchley Grammar School	N.2
	"Edale"	Long Lane, N.3
	Etchingham Park School	"Allandale," Ballards Lane
	"Fernbank"	Hendon Lane, N.3
	Glencairn	Woodhouse Road, N.12
	"Gordon House"	Court House Gardens, N.3
	Granville Hall	Granville Road, N.12
	Hertford Lodge	East End Road, N.3
	Holmwood School	Woodside Park Road, N.12
	Hamilton Hall (Kindergarten)	Hendon Lane, N.3
	"Lamorna"	Regents Park Road, N.3
	Northwold School	Moss Hall Grove, N.12
	Nursery Class	21, Torrington Park, N.12
	Oakleigh Park School	N.20
	St. Alban's R.C. School	Woodside Lane, N.12 (Boys)
	St. Luke's	Mountfield Road, N.13
	St. Michael's Convent	Nether Street, N.12 (Girls)
	Yverdale High School	Woodside Park Gdns., N.12
	Watcombe (Kindergarten)	12, Lewes Road, N.12
	Woodberry Grove Prep. & Kindergarten	Woodberry Grove, N.12
	Ellerslie	133, Nether Street, N.12
	Friern Barnet Boys' Grammar School	
County	Finchley County School	Great North Road
	Woodhouse School	Woodhouse Road, N.12
Secondary	Christ College	Regents Park Road
	Finchley High School for Girls	Etchingham Park Road
	The Grange	Totteridge
Commercial	Clarks' College	Ballards Lane, N.3
	Pitman's College	Ballards Lane, N.12
	London College	Ballards Lane, N.3
Public	Mill Hill.			

SHOWING
 LIST OF
 SCHOOLS
 GOLF CLUBS
 PLACES OF
 WORSHIP
 AMUSEMENTS
 IN REGION OF
 WOODSIDE
 PARK



PLACES OF WORSHIP

Church of England	St. Barnabas' Church, Holden Road, N.12...	Rev. H. Phillipson
	Christ Church, High Road, N.12	Rev. E. Thompson
	St. Luke's, Mountfield Road, N.3	Rev. S. Howe
	All Saints' Church, Oakleigh Road, N.20...	Rev. H. Miles
	Barnet Parish Church, High Street, Barnet	Rev. W. Manning
	St. James' Church, Friern Barnet Lane ...	Rev. E. Hall
	St. John's Church, High Road, N.20	Rev. E. Sheppard
	St. Andrew's Church, Totteridge	Rev. C. McLaughlin
Baptist	Church End Baptist Church, Station Rd., N.3	Rev. J. Samuel
	Soho Memorial Strict Baptist Chapel, N.12	Rev.
Wesleyan	Wentworth Park Chapel, Ballards Lane, N.12	Rev. I. Shimmis
Congregational	Nether Street, N.12	Rev. L. McCrea
	Oakleigh Park, Whetstone	Rev. A. Hocking
	Victoria Avenue, N.3	Rev. G. Dickson
Presbyterian	Ballards Lane, N.3	Rev. D. Annal
Roman Catholic	St. Alban's, Nether Street, N. 12	Rev. M. Sellon
	St. Mary Magdalene, Athenæum Road, N.20	Rev. C. Hoare

GOLF CLUBS

North Middlesex	Hendon Golf Course
South Herts.	Finchley Golf Course
Nether Court Golf Course	Hadley Golf Course

AMUSEMENTS

Cinemas	Grand Hall	Ordeon, Barnet
	New Bohemia	Ordeon, Finchley
	Barnet Cinema	Orpheum, Golders Green
	New Barnet Cinema	
Theatres	Golders Green Hippodrome	Intimate, Palmers Green (Rep.)
	Finsbury Park Empire	

USEFUL INFORMATION

Electricity is supplied by the Hendon Electric Supply Company, the Voltage being 240, A.C. 50 cycles. For Domestic Supply the cost is 3½d. per Unit. Power is supplied at 2½d. per Unit for first 120 and afterwards at ¾d. per Unit. There is an alternative Rate by which Consumers can pay a fixed Rate (approximately 9/6d. per quarter in Summer and 19/- in Winter for "A" and "B" Type Houses) plus ¾d. per Unit for all Current consumed, whether for lighting or power.

Gas is supplied by the North Middlesex Gas Company at 9·4 per therm = 3/11d. per 1,000 cubic feet.

The Woodside Park Garden Suburb is situated in the Borough of Hendon, the present Rates being 9/0d. in the £ The Assessments are "D" £30; "F" £31; "A," "B" £32; "C," "M" £34; "E" £35.

The Nearest Approach to the Estate from TALLY HO' CORNER is by way of Nether Street bearing left and turning under the Railway Arch in Argyle Road; the entrance to the Estate is immediately opposite. From GOLDERS GREEN the best way is to turn down Alexandra Grove from Ballards Lane.

Country Walks. Very pretty and favourite walks over the fields lead to Mill Hill and Totteridge.